




# NVIDIA Corp

**189.12**  **-3.17% (-6.19) 5D**

Nov 14 1:09:13 PM UTC-5 · USD

*Price As Of 1PM*

 Area ▾  Compare ▾  Indicators ▾



1D **5D** 1M 6M YTD 1Y 5Y MAX






Oracle Corp

224.94  -8.58% (-21.11) 5D

Nov 14 1:10:52PM UTC-5 · USD

Price As Of 1PM

 Area  Compare  Indicators



1D 5D 1M 6M YTD 1Y 5Y MAX



# Palantir Technologies Inc

**175.31** 📉 -4.77% (-8.79) 5D

Nov 14 1:11:44 PM UTC-5 · USD

*Price As Of 1PM*

Area ▾ Compare ▾ Indicators ▾



1D

**5D**

1M

6M

YTD

1Y

5Y

MAX





# Robinhood Markets Inc

123.68 📉 -8.51% (-11.50) 5D

Nov 14 1:45:29 PM GMT-5 · USD

Price As Of 1PM

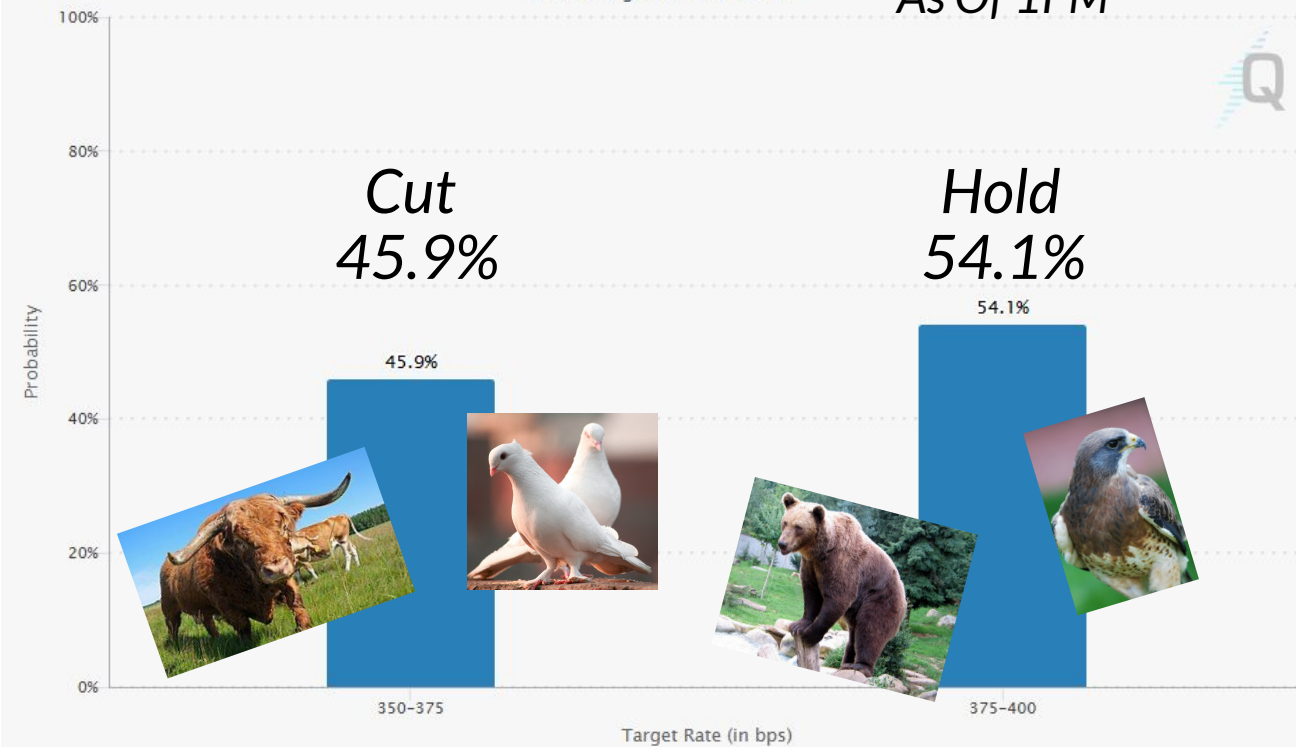
Area ▾ Compare ▾ Indicators ▾



1D 5D 1M 6M YTD 1Y 5Y MAX








## Probability of December Rate Cut

1M Ago... 94.4%  
 1W Ago... 66.9%  
 1D Ago... 50.1%  
 Today... 45.9%

TARGET RATE (BPS)	PROBABILITY(%)			
	NOW *	1 DAY 13 NOV 2025	1 WEEK 7 NOV 2025	1 MONTH 14 OCT 2025
350-375	45.9%	50.1%	66.9%	94.4%
375-400 (Current)	54.1%	49.9%	33.1%	5.5%
400-425	0.0%	0.0%	0.0%	0.1%

\* Data as of 14 Nov 2025 12:21:41 CT









# TECHNOLOGY

## SOFTWARE - INFRASTRUCTURE

**MSFT**  
-1.54%

**ORCL**  
-4.15%

**PLTR**  
-6.53

## SEMICONDUCTORS

**NVDA**  
-3.52%

**AVGO**  
-4.27%

**TSM**  
-2.90%

**AMD**  
-4.23

**ADI**

**MU**

**TXN**

# FINANCIAL

## BANKS - DIVERSIFI

**JPM**  
-3.41%

**BAC**  
-2.29

**WFC**  
-1.81

**C**

**HSBC**  
-0.45

**TD**

**RY**

**BK**

**CM**

## CREDIT SERVICES

**V**  
-0.83%

**MA**  
-1.01

**AXP**

## BANKS - REGIONA

**IBN**

## ASSET MANA

**BX**

**BN**

**BLK**

**CB**

## CAPITAL

**MS**

**GS**  
-3.99

**ICE**

## INSURANCE -

**BRK-B**  
+2.13%

# CONSUMER ELECTRONICS

**AAPL**  
-0.19%

## SOFTWARE - APPLICATION

**SAP**  
-0.58

**UBER**  
-1.91

**SHOP**  
-6.55

**CRM**  
-2.27

**NOW**

**ADP**

## SEMICONDU

**ASML**  
-1.68

**LRGX**

## INFORMATIO

**IBM**

**FI**

## ELECT

**ANET**

**CSCO**  
+4.68%

**IBM**

**FI**

**IBM**

**FI**

**IBM**

**FI**

**IBM**

**FI**

**IBM**

**FI**

# CONSUMER CYCLICAL

## INTERNET RETAIL

**AMZN**  
-2.68%

**BABA**  
+1.22%

**SE**

**TM**  
-1.94

**F**

## AUTO MAN

**TSLA**  
-6.67%

## RESTAU

**HOME I**

**HD**

**TRAVEL**

# COMMUNICATION SERVICES

## INTERNET CONTENT & IN

**GOOG**  
-2.89%

**META**  
+0.16%

## TELECOM SE

**TMUS**  
+0.91

**VZ**

**T**

## ENTERTAINM

**NFLX**  
-0.28%

**DIS**

**APP**  
-4.89

# HEALTHCARE

## DRUG MANUFA

**LLY**  
+0.50%

**JNJ**  
+0.44%

**ABBV**  
-0.40%

**MRK**  
+1.62

**NVS**

**GILD**

**AZN**

**SNY**

## MEDICAL

**ABT**

**BSX**

**DIAGNOS**

**HEALTHC**

**UNH**

## BIOTECHN

**ISRG**

**HCA**

**CI**

**BP**

# INDUSTRIALS

## AEROSPACE &

**GE**  
-1.57

**BA**

**RTX**

**GD**

## SPECIALTY IND

**GEV**

**ETN**

## REAL ESTATE

**SO**

## ENERGY

**OIL & G**

**XOM**

**CVX**  
+1.47

**TTE**

## OIL & GAS

**E**

**BP**

# CONSUMER DEFEN

## DISCOUNT

**WMT**  
-0.87%

**COST**

**PG**

**UL**

## BEVERAGE

**KO**

**TOBA**

**BTI**

**PM**

**MO**

## FARM

**DE**

**RAILR**

**SPECI**

**ETN**

**SO**

**BP**

**CVX**

**TTE**

**BP**

**BP**

**BP**

## BUILD

**ENGIN**

**RAILR**

**SPECI**

**ETN**

**SO**

**BP**

**CVX**

**TTE**

**BP**

**BP**

**BP**

## BASIC MATER

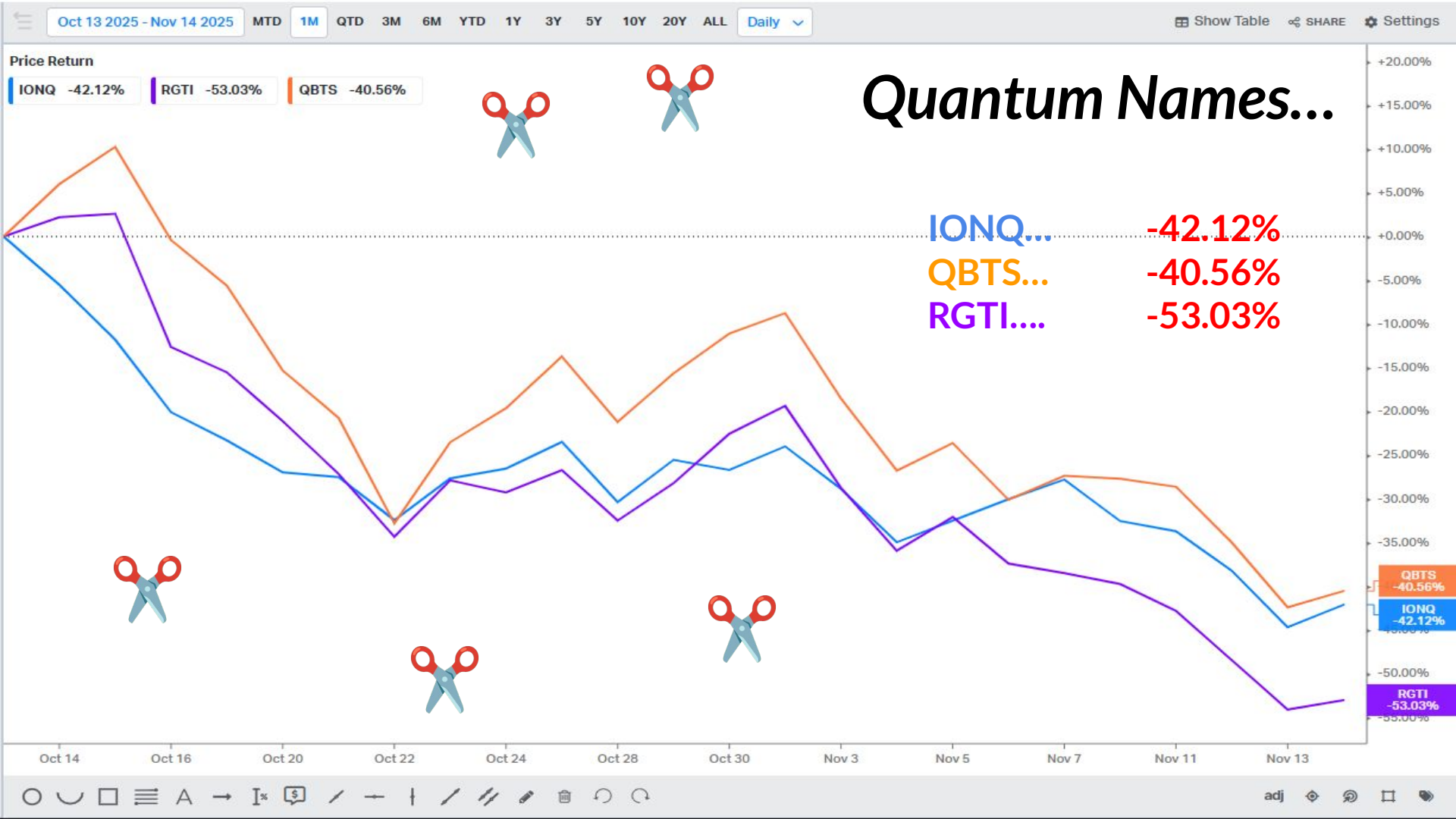
**SPECIA**

**OTHER**

**BP**

**BP**







# Oracle (ORCL): 6M, Daily

Nov-14-2025 O: 210.83 H: 227.05 L: 210.77 C: 224.19 V: 26.93 M

Haven't been able to buy ORCL here since mid-June/July.





# Meta (META): 1Y, Daily





*Hey, hey... you wanted this  
right?*

*You wanted the real deal?*

*Well, this is it; wake up!*

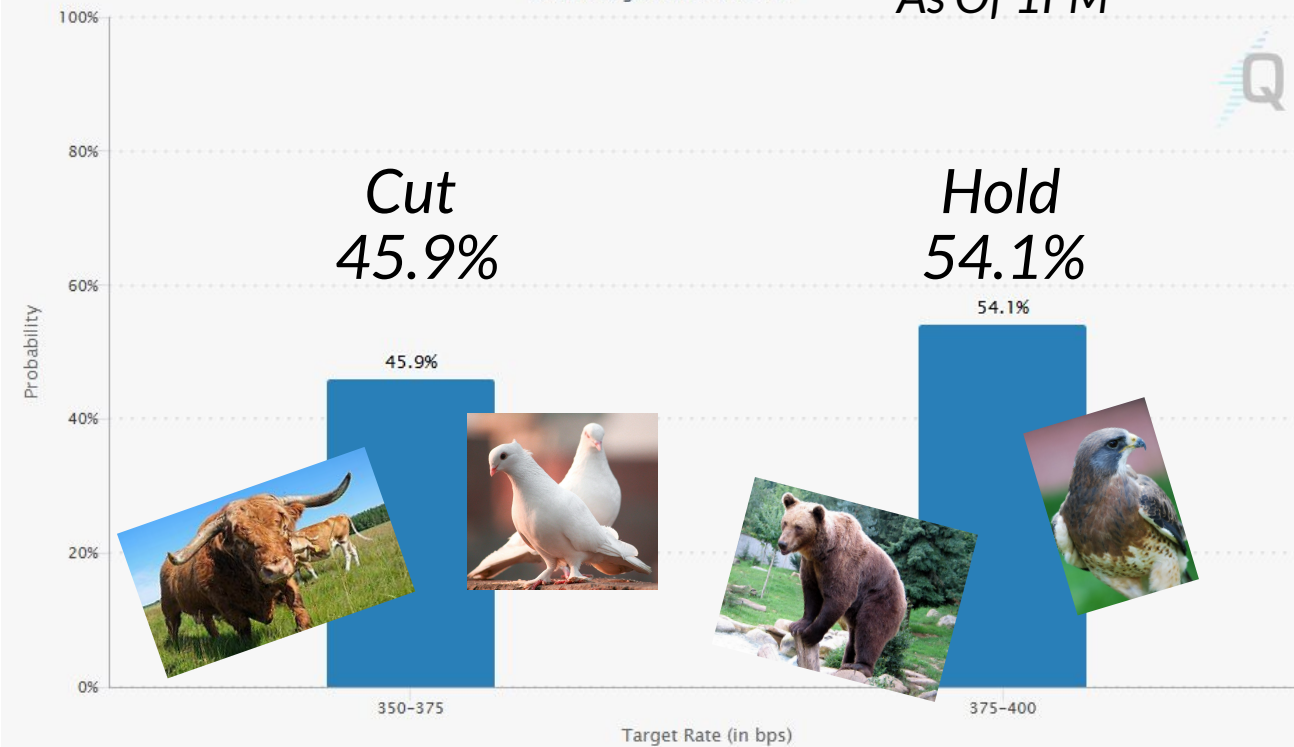
*You want to run away?*

*Go ahead. No one's stopping  
you.*

*Stop complaining.*








## Probability of December Rate Cut

1M Ago... 94.4%  
1W Ago... 66.9%  
1D Ago... 50.1%  
**Today... 45.9%**

Is This The Low?


*If so, there is room for upside associated with a cut.*



TARGET RATE (BPS)	PROBABILITY(%)			
	NOW *	1 DAY 13 NOV 2025	1 WEEK 7 NOV 2025	1 MONTH 14 OCT 2025
350-375	45.9%	50.1%	66.9%	94.4%
375-400 (Current)	54.1%	49.9%	33.1%	5.5%
400-425	0.0%	0.0%	0.0%	0.1%

\* Data as of 14 Nov 2025 12:21:41 CT








# American Express (AXP): 1Y, Daily







# Merck (MRK): YTD, Daily

Events Analysis Save



Jan-03-2025 to Nov-14-2025

1D 2D 5D 10D 1M 3M 6M YTD 1Y 2Y 5Y 10Y MAX Daily



